



Sierra Wireless AirLink® Antenna: 2-in-1 Panel

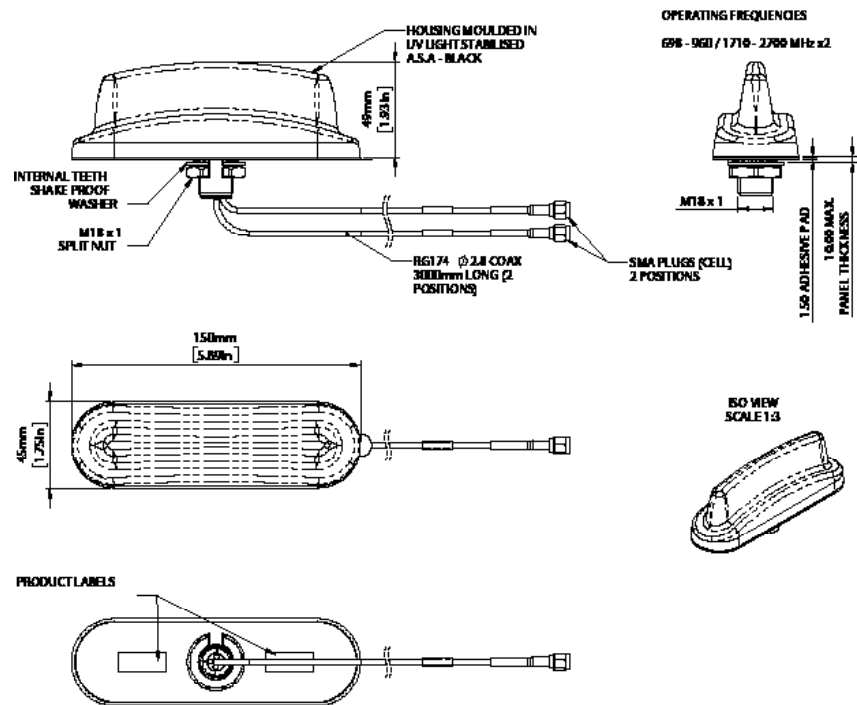
AirLink® Antenna: 2-in-1 Panel

The 2-In-1 Panel has been tested and certified to provide MiMo LTE antenna function for AirLink routers and gateways. The compact, robust low profile housing is ground plane independent, weatherproof and contains two antenna elements with effective isolation and correlation covering all current global cellular and LTE bands in freq. range 698-960/1710-3800MHz.

		Specification
PART NO.		6001124
ELECTRICAL DATA		
Frequency Range	Elements 1 & 2	698-960 / 1710-3800MHz
Peak gain: Isotropic*		698-960MHz 1.5dBi
		1710-2700MHz 4.5dBi
		2500-3800MHz 5dBi
Pattern		Omni-directional
Nominal Impedance		50Ω
Max Input Power		20W
MECHANICAL DATA		
Dimensions	Height	49mm (1.92")
	Length	150mm (5.90")
	Width	45mm (1.77")
Operating Temp		-30° / +70°C (-22° / 158°F)
Material		ASA Plastic
Colour		Black
Weight		203g
MOUNTING DATA		18mm (3/4") mounting bush and acrylic adhesive pad
CABLE DATA		
Cell / LTE Cables	Cable Type	RG174
	Length	3m (9.8')
	Termination	2x SMA Plugs

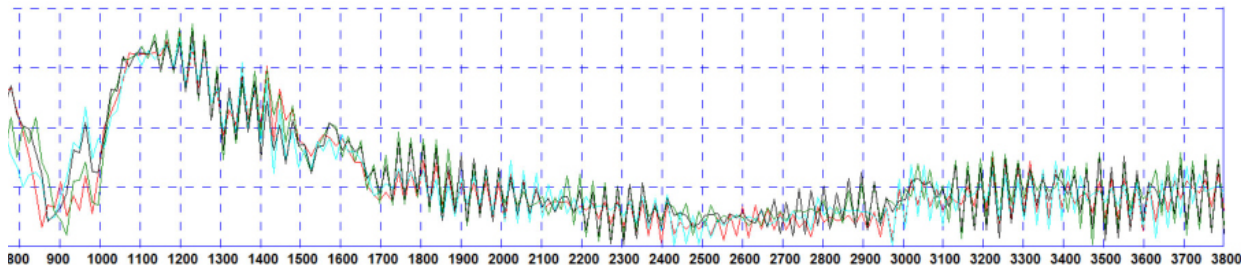
*Peak gain simulated off a groundplane and does not include cable attenuation

TECHNICAL DRAWING



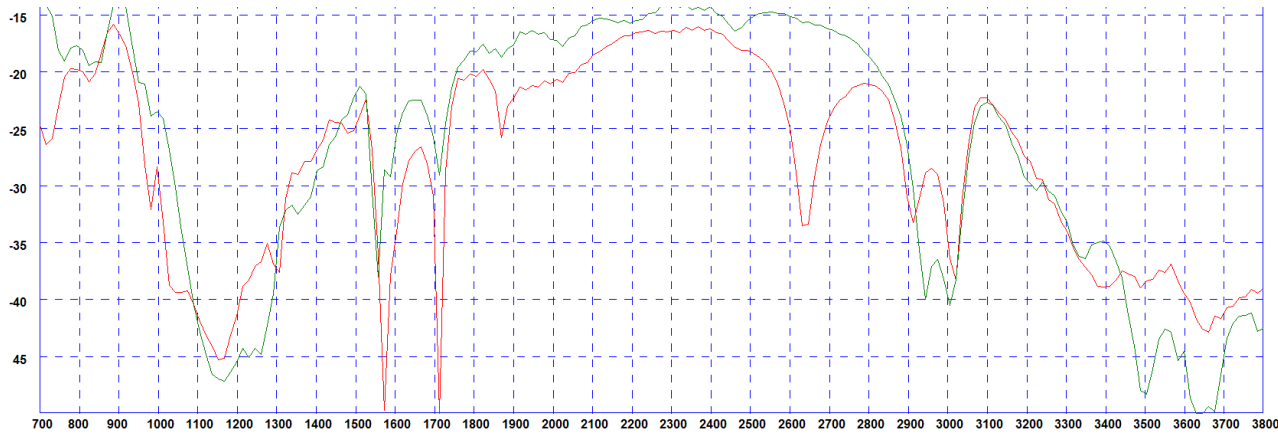
VSWR

Typical VSWR - Elements 1&2*



* VSWR measured with 3m (10') of RG174 cable Green and Red Plots = Elements 1&2 in free space Black and Blue plots = Elements 1&2 on a 400x400mm ground plane

Typical Isolation - Elements 1&2*

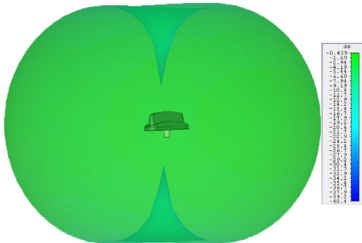


*Isolation measured with 3m (10') of RG174 cable Red Plot = mounted on a 400x 400mm (1' 4" x 1' 4") ground plane Green Plot = free space


ELECTRICAL DATA

Typical 3D Radiation Patterns - Cell / LTE Elements 1&2

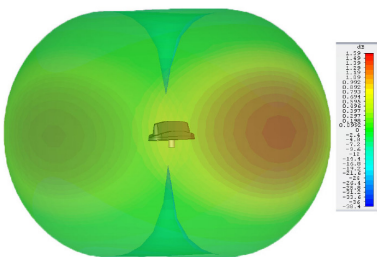
3D Gain Plot Side (700MHz)



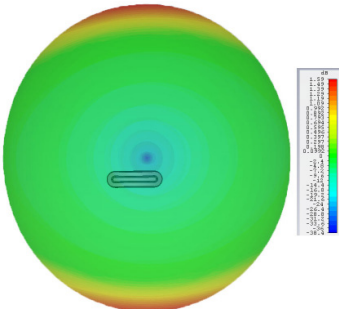
3D Gain Plot Top (700MHz)



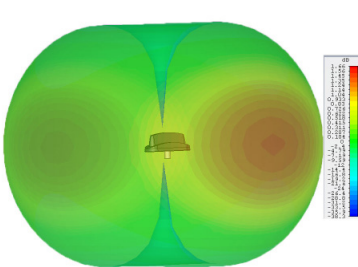
3D Gain Plot Side (800MHz)



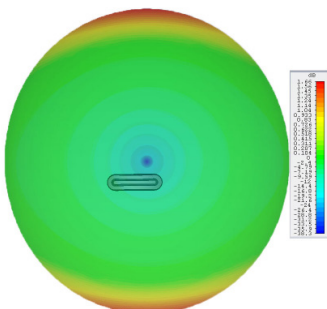
3D Gain Plot Top (800MHz)



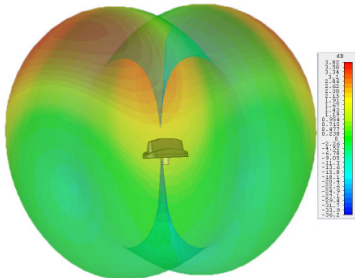
3D Gain Plot Side (900MHz)



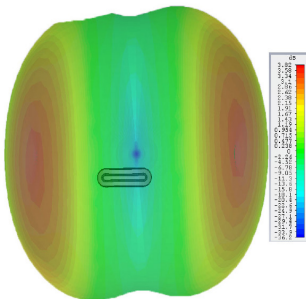
3D Gain Plot Top (900MHz)



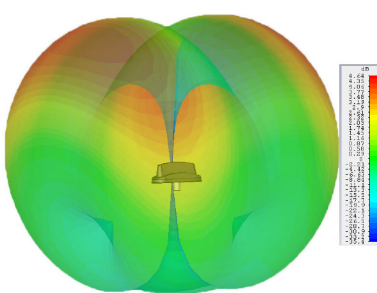
3D Gain Plot Side (1800MHz)



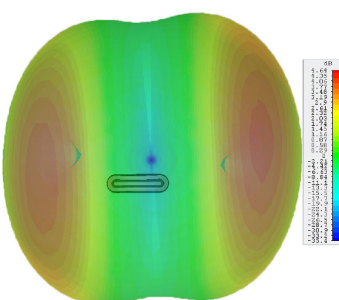
3D Gain Plot Top (1800MHz)



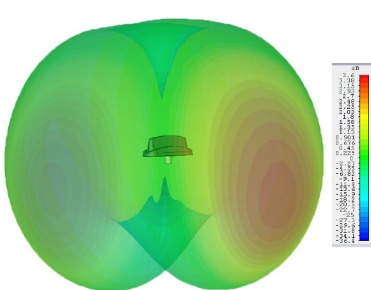
3D Gain Plot Side (2100MHz)



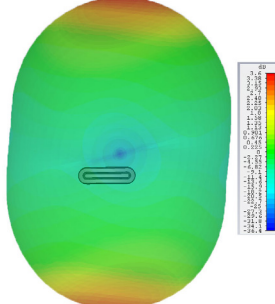
3D Gain Plot Top (2100MHz)



3D Gain Plot Side (2600MHz)

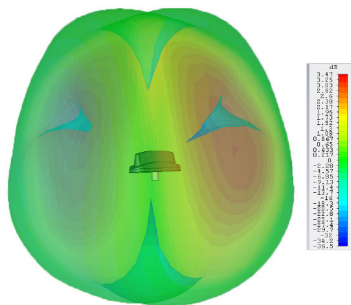


3D Gain Plot Top (2600MHz)

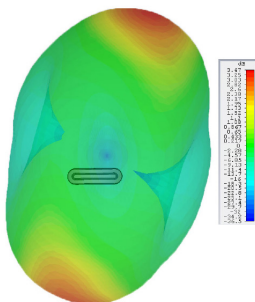


ELECTRICAL DATA

3D Gain Plot Side (3600MHz)



3D Gain Plot Top (3600MHz)



*3D radiation patterns simulated in CST Microwave Studio on a 600x600mm (2' X2') ground plane with both elements fed together.
Element 1&2 Patterns simulated in CST Microwave Studio in free space excluding cable loss. Element 3 pattern measured in free space.

About Sierra Wireless

Sierra Wireless is building the Internet of Things with intelligent wireless solutions that empower organizations to innovate in the connected world. We offer the industry's most comprehensive portfolio of 2G, 3G, and 4G embedded modules and gateways, seamlessly integrated with our secure cloud and connectivity services. OEMs and enterprises worldwide trust our innovative solutions to get their connected products and services to market faster.

For more information, visit www.sierrawireless.com.